

ASSEMBLEE GENERALE ORDINAIRE

Genève, 24 mars 2009

WHEN YOU NEED TO BE SURE



CHRIS KIRK
Chief Executive Officer

WHEN YOU NEED TO BE SURE





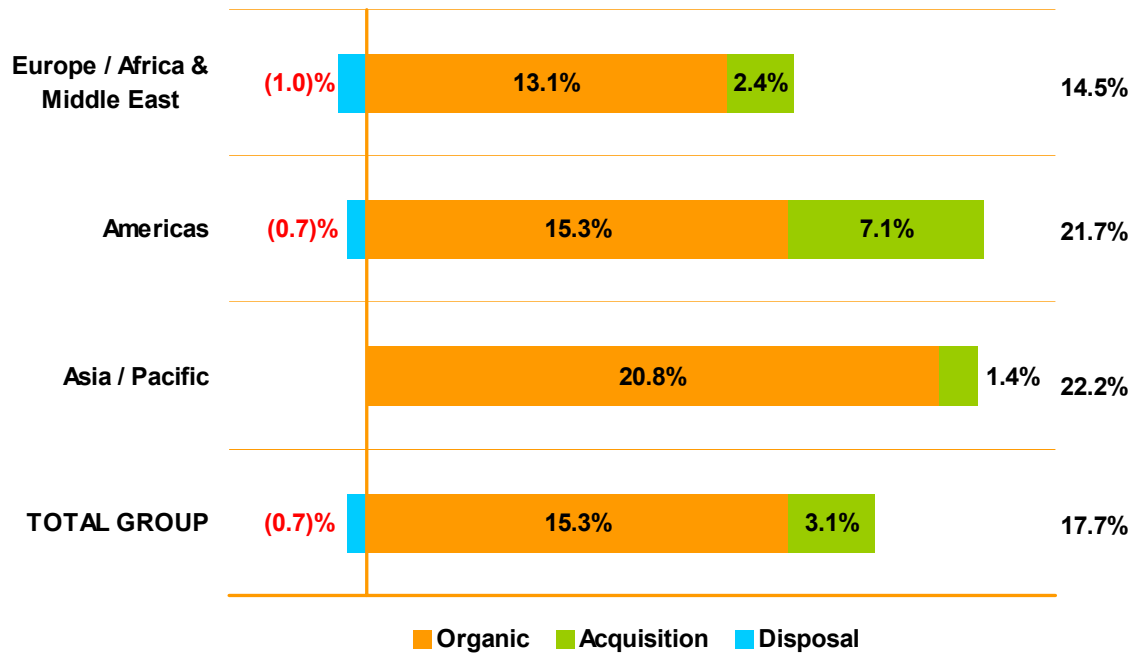
FINANCIAL HIGHLIGHTS

CHF million	2008	2007	Δ%
Revenue - historical rates	4,818	4,372	10.2 %
- constant rates	4,818	4,093	17.7 %
EBITDA⁽¹⁾	1,024	908	12.8 %
<i>EBITDA Margin</i>	<i>21.3 %</i>	<i>20.8 %</i>	
Operating Income Group⁽¹⁾	810	711	13.9 %
<i>Operating Income Margin</i>	<i>16.8 %</i>	<i>16.3 %</i>	
Net income⁽¹⁾	579	515	12.4 %
Net income (after exceptionals)	692	500	38.4 %
Basic EPS	91.08	65.47	39.1 %
Diluted EPS	90.72	64.87	39.8 %
Basic EPS before exceptionals	76.19	67.37	13.1 %
Diluted EPS before exceptionals	75.89	66.75	13.7 %
Period end no. of employees (incl. acquisitions)	57,301	52,542	9.1 %

⁽¹⁾ Results are stated before exceptionals



REVENUE GROWTH AND HEADCOUNT CHANGE BY REGION

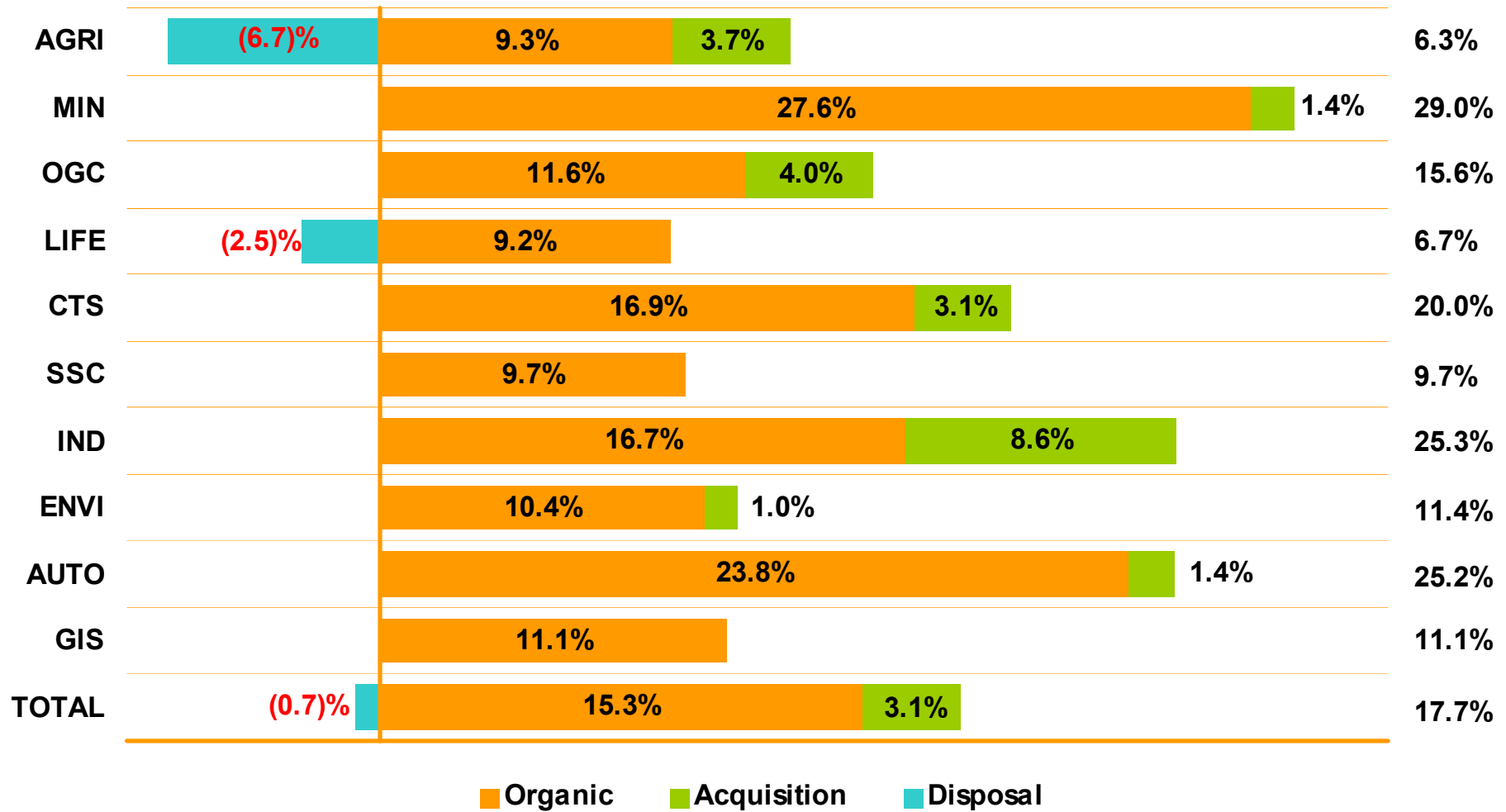


Δ in EOP headcount	December 2008	December 2007	Δ
Group Headcount	57,301	52,542	4,759
Organic Business Growth			3,952
Acquisitions			968
Disposals			(161)
Increase in Group Headcount			4,759

By Region	Headcount Δ	Headcount Δ%	Revenues Δ%
Europe / Africa / Middle East	1,697	7.1%	14.5%
Americas	649	5.3%	21.7%
Asia / Pacific	2,412	14.8%	22.2%
TOTAL	4,759	9.1%	17.7%



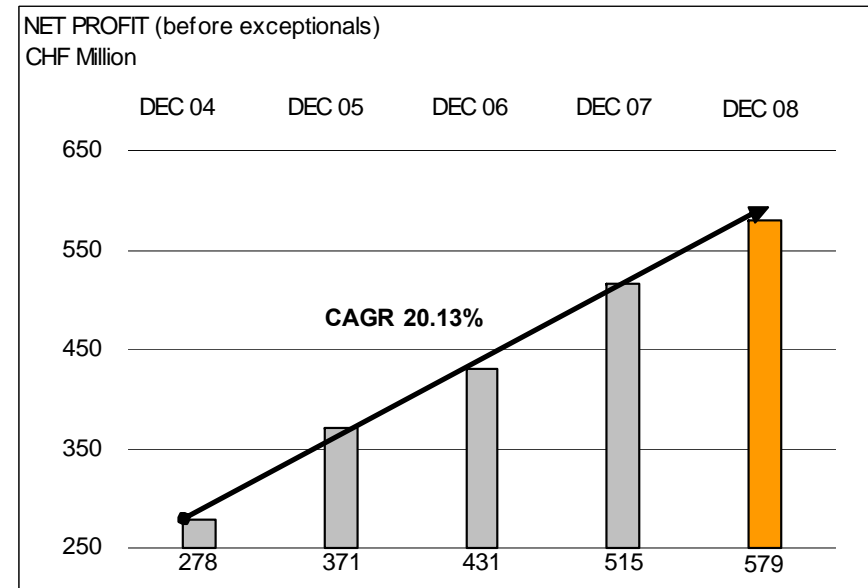
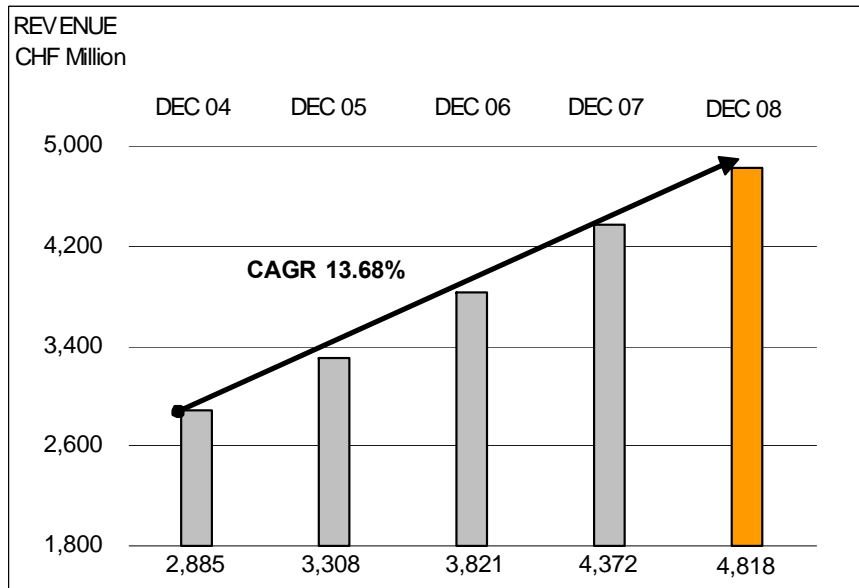
LOCAL CURRENCY GROWTH BY BUSINESS





DEVELOPMENT OF REPORTED REVENUE AND NET INCOME

(before exceptional items) –



SGS

ACQUISITIONS 2008-2009



Technical Engineering Service Corporation Co Ltd



WHEN YOU NEED TO BE SURE

SGS

The logo consists of the letters 'SGS' in a bold, grey, sans-serif font. A thin orange vertical line is positioned to the right of the letters, extending from the top of the 'S' to the bottom of the 'S'. A thin orange horizontal line is positioned below the letters, extending from the left edge of the 'S' to the right edge of the 'S'. The two lines intersect at the bottom right corner of the 'S'.